

haunted halloween hanger

👻 **Welcome little "ghosts and ghouls"** this Halloween with this haunting trick-or-treat hanger.



MATERIALS

- Zweigart® 32-count Flax Belfast Linen
- DMC® 6-strand Embroidery Floss
- The Gentle Arts Sampler Threads
- Orange fringe trim
- Black doorknob hanger, 12"

TOOLS

- Needle
- Craft glue

BASIC SUPPLIES

scissors

STITCH TYPES

Cross-stitch: 2 strands

Backstitch: 1 strand


French Knot: 1 strand (wrapped two times)

Algerian Eyelet: 2 strands

DIRECTIONS

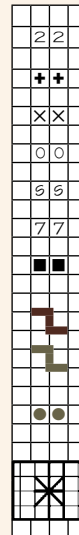
- 1** Stitch design centered on fabric over two threads.
- 2** Trim around design and adhere orange trim around edges as shown in photo. Tie ends into bow.
- 3** Adhere to doorknob hanger.

Approximate size of
finished design:
3¼" x 7¾"
Stitch Count:
50 w x 124 h



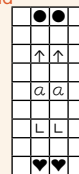
DMC Anchor

- White 1037
- 920 339
- 921 5975
- 922 1003
- 3364 859
- 3781 1086
- 3799 8
- 3781 1086
- 3799 8
- 3799 8
- 680 369




- White
- Copper, Med.
- Copper
- Copper, Lt.
- Pine Green
- Mocha Brown, Dk.
- Pewter Gray, Vy. Dk.
- Backstitch
- Mocha Brown, Dk. pumpkin vines
- Pewter Gray, Vy. Dk.; all other
- French Knot
- Pewter Gray, Vy. Dk.;
- Algerian Eyelet
- Old Gold, Dk.

Gentle Art Sampler Thread



- Soot
- Picket Fence
- Avocado
- Gold Leaf
- Burnt Orange



Algerian Eyelet